



EXPLORING THE BOTTOM ROW




1

1. Add sounds or your voice
 - a. Piano keys – add background music
 - b. Whistle – click on your stamp; add a sound effect to you stamp
 - c. Microphone – if you have a microphone on your computer, you can record your voice




2

2. Help bar




3


3. Save your work



4. Print your work



5. Delete an object or text



6. Quit, Go back to the main menu